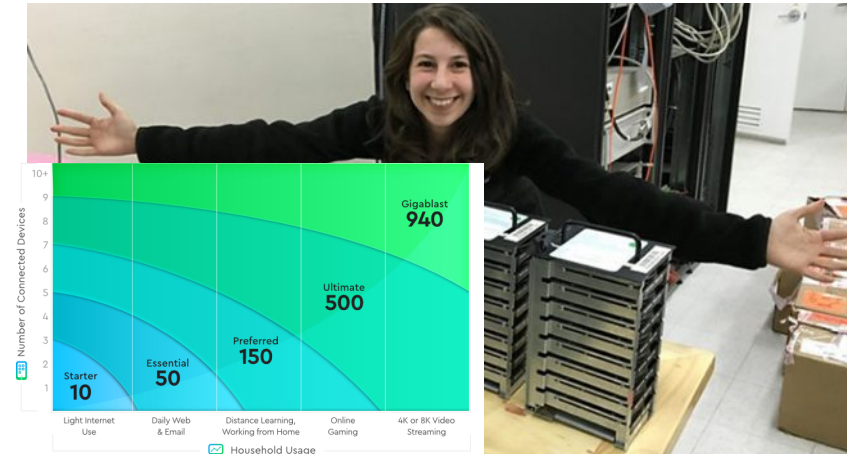


# CSE 141: Introduction to Computer Architecture

## Performance

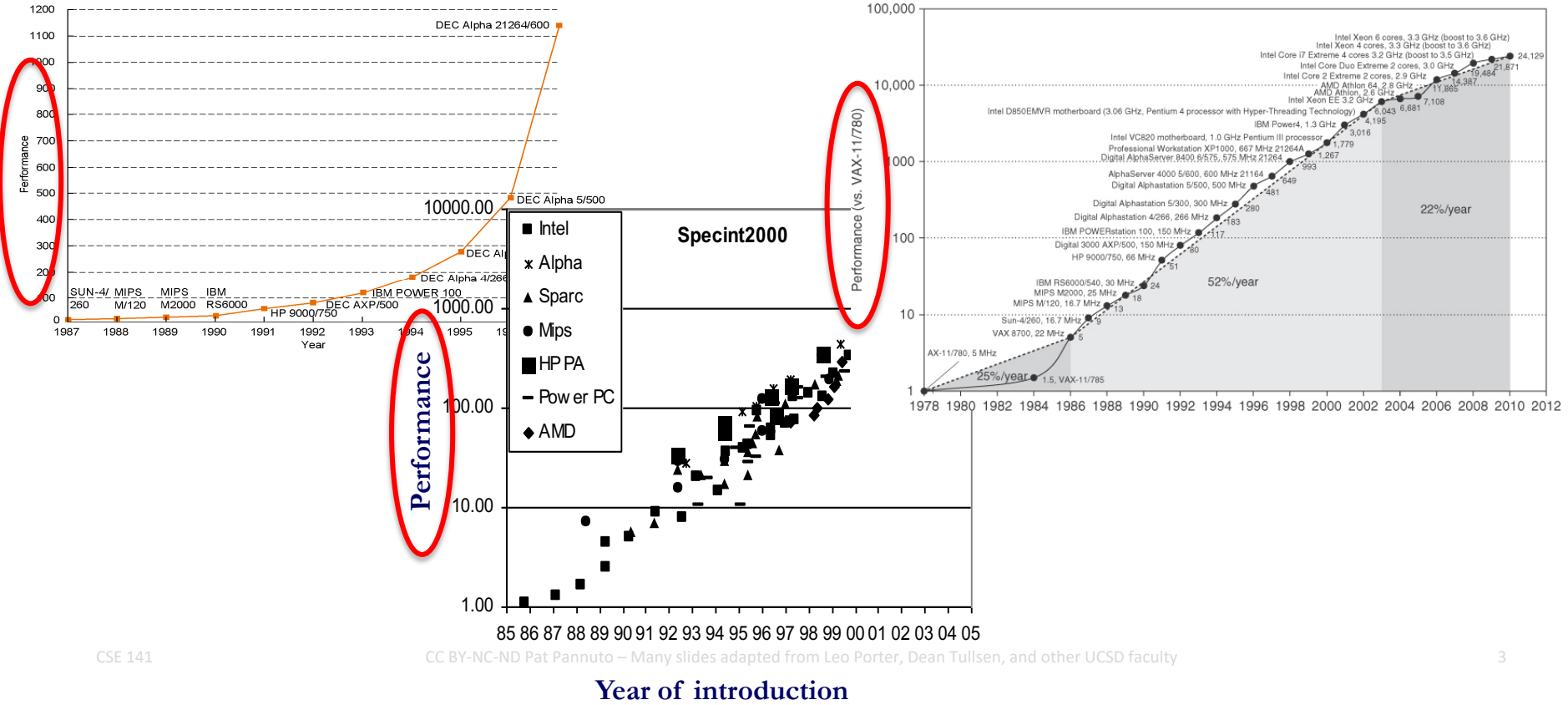
# Thought Experiment

- What is the fastest way to send a picture of a black hole to Boston?
- What is the fastest way to send **5 petabytes** of data to Boston?



$$(5 \text{ petabytes}) / (940 \text{ Megabits/second}) = 1.35 \text{ years} \text{ [Cox Cable]}$$

Graphs that go up and to the right are good, but what do they mean?



## The bottom line: Performance

- Time to do the task
  - **execution time**, response time, latency
- Tasks per day, hour, week, sec, ns. ..
  - **throughput**, bandwidth

	Time to Bay Area	Speed	Passengers	Throughput (pmp)
Ferrari	3.1 hours	160 mph	2	320
Bus	7.7 hours	65 mph	60	3900

# Measures of “Performance”

- Execution Time
- Throughput (operations/time)
  - Transactions/sec, queries/day, etc.
- Frame Rate
- Responsiveness
- Performance / Cost
- Performance / Power
- Performance / Energy

# There are many ways to measure program execution time

```
$ time make # cargo build
Compiling hail v0.1.0 (/tock/boards/hail)
Finished release [optimized + debuginfo] target(s) in 19.96s

real 0m21.146s
user 0m30.388s
sys  0m2.032s
```

- Program-reported time?
- Wall-clock time?
- user CPU time?
- user + kernel CPU time?

## Our definition of Performance

$$\text{Performance}_x = \frac{1}{\text{Execution Time}_x}, \text{ for program } X$$

- Only has meaning in the context of a **program** or **workload**
- Not very intuitive as an absolute measure, but most of the time we're more interested in **relative performance**

# Relative Performance

- Can be confusing...
  - A runs in 12 seconds
  - B runs in 20 seconds
  - $A/B = .6$  , so A is 40% faster, or 1.4X faster, or B is 40% slower
  - $B/A = 1.67$ , so A is 67% faster, or 1.67X faster, or B is 67% slower
- Needs a precise definition



## Relative Performance (Speedup), the Definition

$$\text{Speedup (X/Y)} = \frac{\text{Performance}_x}{\text{Performance}_y} = \frac{\text{Execution Time}_y}{\text{Execution Time}_x} = n$$

## Example

- Machine A runs program C in 9 seconds.
- Machine B runs the same program in 6 seconds.
- What is the **speedup** we see if we move to Machine B from Machine A?

$$\text{Speedup (X/Y)} = \frac{\text{Performance}_X}{\text{Performance}_Y} = \frac{\text{Execution Time}_Y}{\text{Execution Time}_X} = n$$

## Class-do Question: What is the speedup?

- Machine A runs program C in 9 seconds.
- Machine B runs the same program in 6 seconds.
- Machine B gets a new compiler, and can now run the program in 3 seconds.
- What is the speedup from the new compiler?

*When you have your answer, write it down*

*Now, convince your neighbors of your answer*

**A: 0.5    B: 3    C:1.5    D: 0.33    E: None of these**

# What is Time?

CPU Execution Time = CPU clock cycles \* Clock cycle time

- Every conventional processor has a clock with an associated clock cycle time or clock rate



- Every program runs in an integral number (whole number) of clock cycles

## Cycle Time

MHz = millions of cycles/second, GHz = billions of cycles/second

X MHz = 1000/X nanoseconds cycle time

Y GHz = 1/Y nanoseconds cycle time

## How many clock cycles?

Number of CPU clock cycles =

[Instruction count] \* [Average Clock Cycles per Instruction (**CPI**)]

### Exercise:

Computer A runs program C in 3.6 billion cycles.

Program C requires 2 billion dynamic instructions.

What is the CPI?

## Class-do Question: How many clock cycles?

A computer is running a program with  $\text{CPI} = 2.0$ .

It executes 24 million instructions.

How long will it run?

Selection	Answer
A	2.4 seconds
B	12 million cycles
C	48 million seconds
D	48 million cycles
E	None of the above

## Putting it all together

CPU Execution Time = [CPU clock cycles] \* [Clock cycle time]

CPU clock cycles = [Instruction count] \* [Average Clock Cycles per Instruction (CPI)]

The diagram shows the formula for CPU Execution Time enclosed in a red rectangular box. The formula is:  $\text{CPU Execution Time} = \text{Instruction Count} \times \text{CPI} \times \text{Clock Cycle Time}$ . Annotations with arrows indicate the units for each term: 'seconds' points to 'CPU Execution Time'; 'instructions' points to 'Instruction Count'; 'cycles/instruction' points to 'CPI'; and 'seconds/cycle' points to 'Clock Cycle Time'.

$$\text{CPU Execution Time} = \text{Instruction Count} \times \text{CPI} \times \text{Clock Cycle Time}$$

*seconds*

*instructions*      *cycles/instruction*      *seconds/cycle*

## Class-do Question: All Together Now

$$\text{CPU Execution Time} = \frac{\text{Instruction Count}}{\text{CPI}} \times \text{Clock Cycle Time}$$

- Instruction Count = 4 billion
- 2 GHz processor
- Execution time of 3 seconds

*What is the CPI for this program?*

*When you have your answer, write it down*

**A: 0.375**

**B: 0.67**

**C: 0.375 \* 10<sup>-18</sup>**

**D: 1.5**

**E: None of these**



## Cycle Time/Clock Rate is no longer fixed in modern, high-performance processors

- Increasingly, modern processors can execute at multiple clock rates (cycle times).
- **Why?**
- However, the granularity at which we can change the cycle time tends to be fairly coarse, so all of these principles and formulas still apply.

## Who Affects Performance? How?

$$\text{CPU Execution Time} = \text{Instruction Count} \times \text{CPI} \times \text{Clock Cycle Time}$$

- programmer
- compiler
- instruction-set architect
- machine architect
- hardware designer
- materials scientist/physicist/silicon engineer

## Performance Variation: What affects what?

$$\text{CPU Execution Time} = \text{Instruction Count} \times \text{CPI} \times \text{Clock Cycle Time}$$

	Number of Instructions	CPI	Clock Cycle Time
Same machine, different programs			
Sam programs, different machine, same ISA			
Same programs, different machines			

# MIPS

*(the performance measure, not the architecture...)*

MIPS – “Millions of Instructions Per Second”

$$= \frac{\text{Instruction Count}}{\text{Execution Time} * 10^6}$$

$$= \frac{\text{Clock rate}}{\text{CPI} * 10^6}$$

- Program-independent
- Deceptive!

*Some also discuss [M]FLOPS  
“Floating point operations per second”*

## Which programs are best, are “most fair”, to run when measuring performance?

- peak throughput measures (simple programs)?
- synthetic benchmarks (whetstone, dhrystone,...)?
- Real applications
- SPEC (best of both worlds, but with problems of their own)
  - System Performance Evaluation Cooperative
  - Provides a common set of real applications
    - Along with strict guidelines for how to run them
  - Provides a relatively unbiased means to compare machines.

This is super important, here's a "section title" slide to make the point

# AMDAHL'S LAW

## Amdahl's Law

- The impact of a performance improvement is limited by the percent of execution time affected by the improvement

$$\text{Execution time after improvement} = \frac{\text{Execution Time Affected}}{\text{Amount of Improvement}} + \text{Execution Time Unaffected}$$

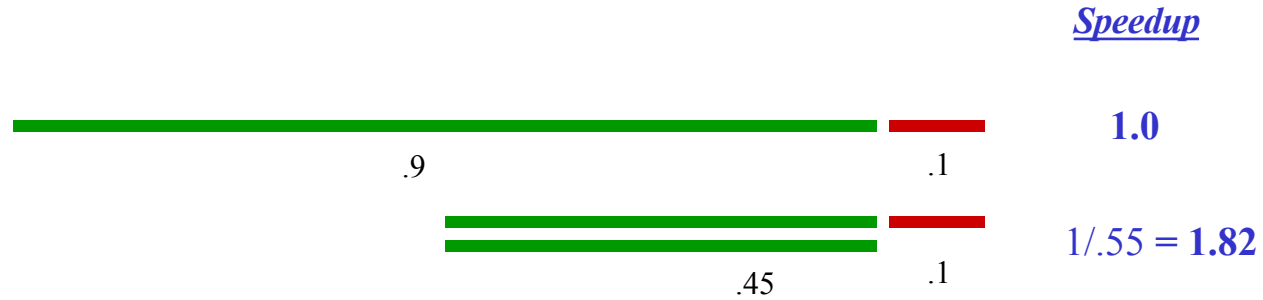
- Make the **common case** fast!!

# Amdahl's Law and Massive Parallelism

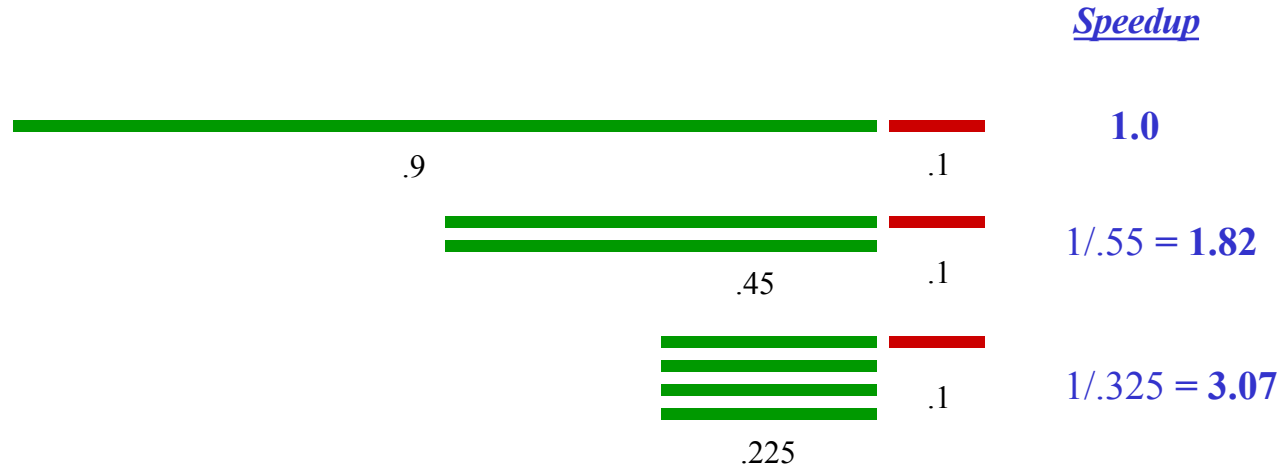





# Amdahl's Law and Massive Parallelism



# Amdahl's Law and Massive Parallelism



# Amdahl's Law and Massive Parallelism



## Key Points

- Be careful how you specify performance
- Execution time = instructions \* CPI \* cycle time
- Use real applications
- Use standards, if possible
- Make the common case fast